International Academic Institute for Science and Technology

International Academic Journal of Science and Engineering
Vol. 8, No. 3, 2021, pp. 16-20.

ISSN 2454-3896

International Academic Journal of Science and Engineering

www.iaiest.com

Cross Spectral Image Registration for License Plate Detection

Rahul Kumar [a], Nisha Yadav [b]

[a] *Department of Civil Engineering, Brick lane University of Engineering, Agartala, India.*
[b] *Department of Civil Engineering, Brick lane University of Engineering, Agartala, India.*

Abstract

Geometrically aligning two or more images taken from various perspectives (multi-view registration), at various times (multi-temporal registration), and via various senses (multi-modal registration) is known as image registration. While images of the same scene may be obtained at different times or under different lighting conditions in multi-temporal analysis, and by various types of sensors and imagers in multi-modal analysis, the images in multi-view analysis may differ in translation, rotation, scaling, or more complex transformations, primarily because of camera positions. To put it simply, image registration is the process of determining the spatial relationship between two or more sets of images. Fourier analysis, cross correlation, Eigen value decomposition, moment matching, warping, procedural method, anatomic atlas, internal landmarks, and many other algorithms are available for this. This study examines methods based on correlation, features, and optimization.

Keywords: License Plate, Image Registration, Matching,

DOI:10.71086/IAJSE/V8I3/IAJSE0819
Received: 11 June 2021/Revised: 13 July 2021/Accepted: 10 August 2021/Published: 30 September 2021

Introduction

Image processing is the technique of using a digital computer to process digital images. It describes how a computer processes 2D data or information. An image is a two-dimensional function f(x, y), where pixel intensity is the value of f and x and y are spatial coordinates. Images are the most significant aspect of human perception, which is not surprising given that vision is the highest developed sense in the human body (Yazdian et al., 2014). Digital image processing has a significant influence on practically every technical activity nowadays. The automatic processing and analysis of digital images has garnered a lot of attention during the last 35 years, and numerous significant techniques have been created. Multi-dimensional signals can now be manipulated with systems thanks to modern digital technologies (GR, 2023).

Picture processing, picture analysis, or image comprehension may be the aim of this modification. In image processing, an input image is altered and processed to create a better image than the original. High level description parameters are established in image understanding, whereas a variety of parameters are computed and measurements are made for the input image in image analysis. Digital images must be processed using a variety of methods, including image enhancement, restoration, segmentation, compression, matching, and registration, among many others. For improved viewing, the pictures must be geometrically aligned (Bethge et al., 2024). Image registration is the process of mapping points in one image to corresponding points in another image. The process of aligning two or more photos of the same scene taken by different cameras, at different times, and from different viewpoints is known as image registration. It is an essential stage in all image analysis activities where the registered image provides the final information. It includes transformation, which changes one image to match another. One can think of a variety of transformations, including the Fourier, cosine, Hough, wavelet, and affine transforms, among many more. Scaling, rotation, and translation are examples of geometric affine transformations that have been used. Two images—the reference picture and the perceived image—are geometrically aligned using image registration. One of the images, known as the reference image, remains unaltered, while the other image, known as the sensed image, is distorted. It is necessary to convert a detected image to match the reference image's scale and orientation (Haneda & Hanaizumi, 2012).

Challenges in Image Registration

One of the more difficult image processing tasks is image registration. The objective is to identify a suitable transformation that would make a transformed version of the first image resemble the second image, given two photographs, for instance, acquired at different times, from separate devices, or from different perspectives. Even when two photos are identical or extremely similar, image registration can be difficult. The initial values of the transformation variables determine robustness. An optimization problem is image registration. To increase the correlation between the photos, an optimization method is used. This work involves applying the proper transformation to one of the images, usually the detected image, and comparing the modified image with the reference image. Until the comparison is as good as feasible, the optimization process aims to change the transformation in some way (Du et al., 2012). Basic Block Diagram of Image Registration shown in Fig. 1.

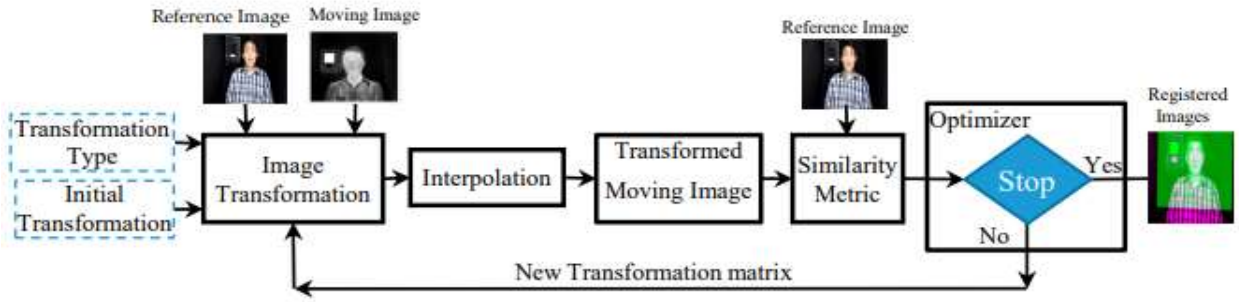

Fig. 1: Basic Block Diagram of Image Registration

Feature detection, feature matching, transform model estimation, and, lastly, picture resampling and transformation comprise the bulk of image registration techniques. In order to demonstrate correspondence between two images, the features—distinctive aspects of the images—are first extracted individually. After the estimation of matching features and the computation of mapping function parameters, the sensed picture will be interpolated using the transform model. The noisy surroundings, fluctuating lighting, sensor capacity limitations, and many more factors make this

region extremely difficult. A crucial quality for success in the aforementioned situations is robustness. Key points in the two photos will be compared as part of the alignment process. The distinctive qualities of each image that can be utilized to create a correlation between them are called image characteristics. Points are the most important features because the parameters of a transformation function that registers the images can be immediately determined using the coordinates of a point (Shim et al., 2022).

Methodology

License plate recognition can be accomplished using a variety of techniques, including edge extraction, morphological operations, saliency characteristics, Hough transform, histogram analysis, and fuzzy or neural network-based color or grayscale categorization. Although edge extraction techniques are quicker than other approaches, they are extremely sensitive to undesired edges that are produced from the area surrounding a license plate. Since the Hough transform method is used for line detection, it can be applied to images with a broad plate area where lines define the shape of the license plate. However, it still needs a lot of memory space for the coordinates and a lot of computation time. When a license plate has tilt or pan, histogram analysis is not applicable. When an image is noisy and will take a long time to process, morphological techniques are not appropriate. Detecting license plates can be difficult due to a variety of factors, including dim lighting and different license plate locations (Stone & Wolpov, 2002).

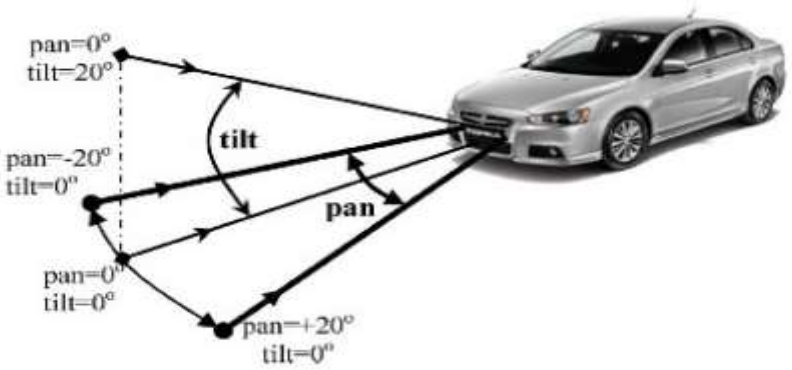

Fig. 2: Web Camera Tilt / Pan Placement

Two images (Reference and Sensed) are taken at various angles in multi view image registration. Following the identification of license plates from the two photos, the sensed image is transformed to match the reference image, and finally the characters from the registered image are segmented (Rivadeneira et al., 2024). Fig. 2 displays the tilt and pan angles used to take pictures of a car.

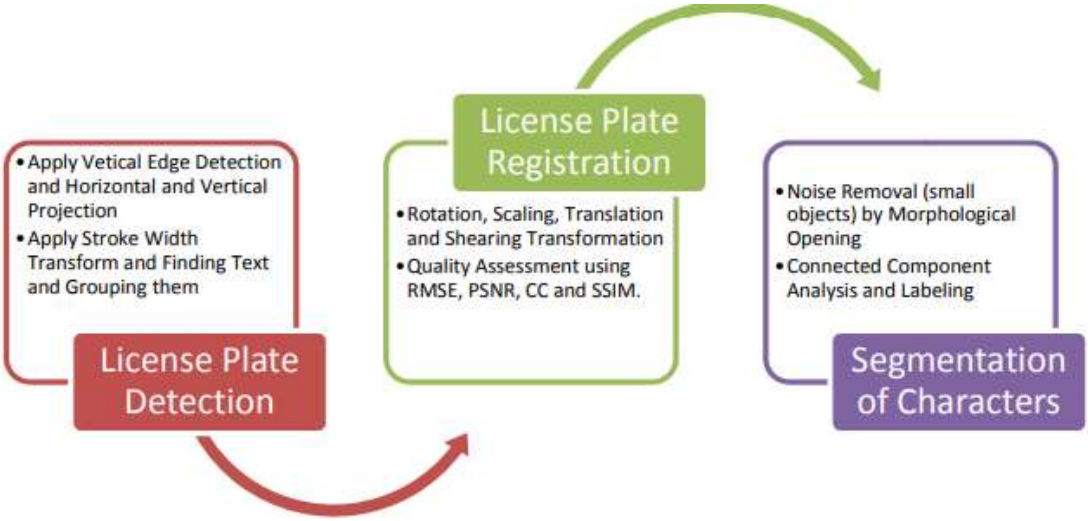

Fig. 3: Steps Involved in License Plate Detection, Registration and Segmentation

The crucial stage of license plate localization extracts only the LP region from the input image. One can utilize the stroke width transform technique for robust detection, or vertical edge detection followed by horizontal and vertical projection (Ganta & Svsrk, 2020). The detected sensed image is changed, and several quality evaluations are performed. If minor objects remain, they can be eliminated using a morphological operator known as opening. Labeling and connected component analysis can then be done to segment the license plate. These license plate segmentation steps are shown in Fig. 3.

Experimental Results

The fundamental thresholding method compares each pixel to a preset threshold. When the image's light changes spatially, the fixed thresholding method frequently fails; therefore, adaptive thresholding can be employed. Cross-Spectral Registration shown in Fig. 4 and Results of Adaptive Thresholding and Vertical Edge Detection of Sensed Image shown in Fig. 5.

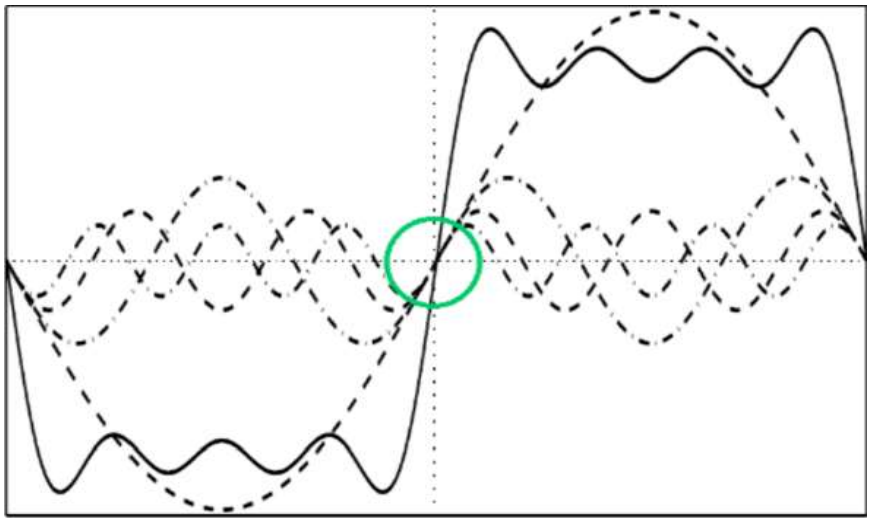

Fig. 4: Cross-Spectral Registration

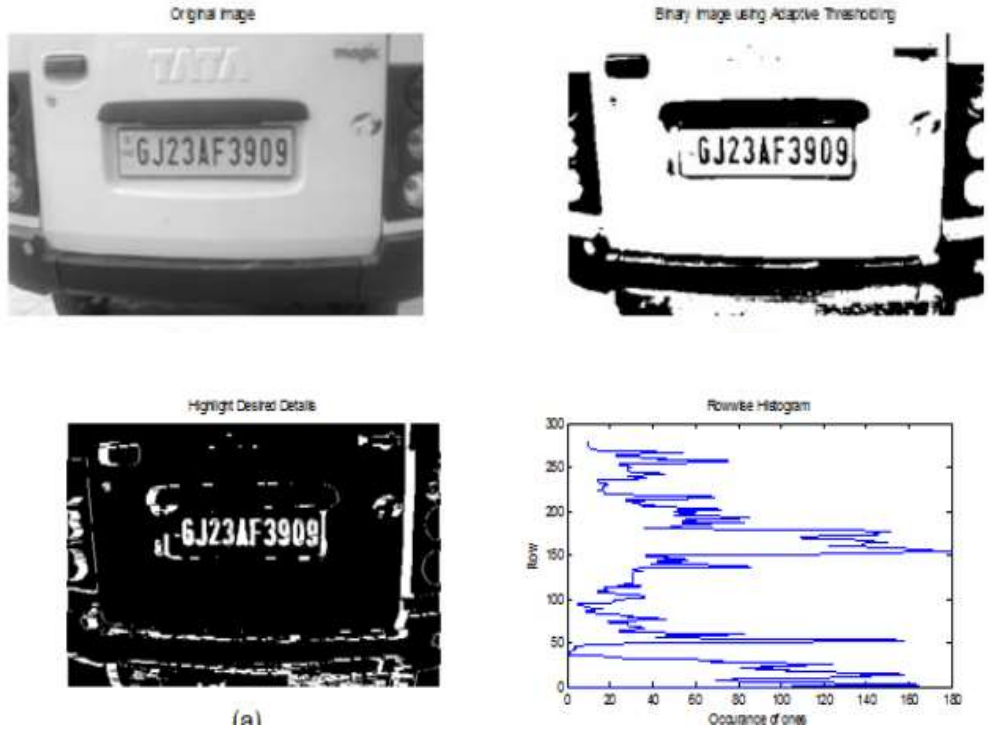

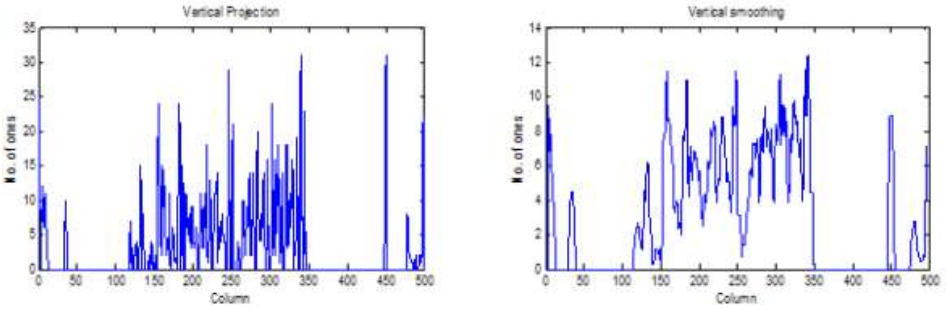

Fig. 5: Results of Adaptive Thresholding and Vertical Edge Detection of Sensed Image

Rotation, scaling, translation, and/or shearing transforms can be applied to the sensed image. Coordinate values are essentially changed (coordinate mapping) in every transformation by using the appropriate formula. Prior to obtaining license plates, they used edge detection and morphological deals for noise reduction and region extraction, horizontal projection and Gaussian analysis, connected component analysis, rectangularity and aspect ratio, and plate companion filter (where scanning lines at three positions and edge count have been calculated).

Conclusions

Any vehicle can be uniquely identified by its license plate, which is affixed to the vehicle for formal identification purposes. Many high-security elements have been incorporated to Indian license plates in recent years. Various academics are looking into a variety of methods for registering and segmenting license plates. Due to its wide range of applications, LPR is a difficult study topic. It can be utilized for security control, automated toll collection, automated ticketing in parking lots, and vehicle tracking when traffic signals are broken. The license plate area has been detected and registered using vertical edge detection, horizontal projection, and vertical projection. This method's ability to analyze low-resolution and complicated backdrop images is a benefit. On the other hand, when the license plate is inclined, it becomes challenging to segment characters because of the boundary.

References

Yazdian, N., Tie, Y., Venetsanopoulos, A., & Guan, L. (2014, May). Automatic Ontario license plate recognition using local normalization and intelligent character classification. In *2014 IEEE 27th Canadian Conference on Electrical and Computer Engineering (CCECE)* (pp. 1-6). IEEE. https://doi.org/10.1109/CCECE.2014.6900979

GR, S. (2023). License plate localization using kernel search multi wavelet decomposition. *Multimedia Tools and Applications*, *82*(19), 28957-28976. https://doi.org/10.1007/s11042-023-14570-3

Bethge, H. L., Weisheit, I., Dortmund, M. S., Landes, T., Zabic, M., Linde, M., & Heinemann, D. (2024). Automated image registration of RGB, hyperspectral and chlorophyll fluorescence imaging data. *Plant Methods*, *20*(1), 175. https://doi.org/10.1186/s13007-024-01296-y

Haneda, K., & Hanaizumi, H. (2012, March). A flexible method for recognizing four-digit numbers on a license-plate in a video scene. In *2012 IEEE International Conference on Industrial Technology* (pp. 112-116). IEEE. https://doi.org/10.1109/ICIT.2012.6209923

Du, S., Ibrahim, M., Shehata, M., & Badawy, W. (2012). Automatic license plate recognition (ALPR): A state-of-the-art review. *IEEE Transactions on circuits and systems for video technology*, *23*(2), 311-325. https://doi.org/10.1109/TCSVT.2012.2203741

Shim, S. O., Imtiaz, R., Siddiq, A., & Khan, I. R. (2022). License plates detection and recognition with multi-exposure images. *International Journal of Advanced Computer Science and Applications*, *13*(4).

Stone, H. S., & Wolpov, R. (2002). Blind cross-spectral image registration using prefiltering and fourier-based translation detection. *IEEE Transactions on Geoscience and Remote Sensing*, *40*(3), 637-650. https://doi.org/10.1109/TGRS.2002.1000323

Rivadeneira, R. E., Velesaca, H. O., & Sappa, A. (2024). Cross-spectral image registration: a comparative study and a new benchmark dataset. In *International Conference on Innovations in Computational Intelligence and Computer Vision* (pp. 1-12). Springer, Singapore. https://doi.org/10.1007/978-981-97-6992-6_1

Ganta, S., & Svsrk, P. (2020). A novel method for Indian vehicle registration number plate detection and recognition using image processing techniques. *Procedia Computer Science*, *167*, 2623-2633. https://doi.org/10.1016/j.procs.2020.03.324