International Academic Institute for Science and Technology

International Academic Journal of Science and Engineering
Vol. 12, No. 4, 2025, pp. 224-236.

ISSN 2454-3896

International Academic Journal of Science and Engineering

www.iaiest.com

Algorithmic Engineering and Data-Driven Business Marketing Strategies for Enhancing Technological Innovation and Market Competitiveness

Dr.S. Karunakaran [a], Ramya Varghese [b], Dr.V. Saillaja [c], Dr.N. Arunfred [d]

[a] *Associate Professor, Department of Management Studies, St. Joseph's Institute of Technology, OMR, Chennai, Tamil Nadu, India. E-mail: karunakaranmba.s@gmail.com, Orcid: https://orcid.org/0009-0009-2478-5352*
[b] *Assistant Professor, Department of Management, Hindustan College of Arts & Science, Chennai, Tamil Nadu, India. E-mail: ramyavinayak@gmail.com*
[c] *Assistant Professor, Program Chair-Digital Marketing, Faculty of Management, SRMIST, Kattankulathur, Chengalpet, Tamil Nadu, India. E-mail: saillajv@srmist.edu.in, Orcid: https://orcid.org/0000-0002-2310-5986*
[d] *Assistant Professor, Faculty of Management, SRM institute of Science and Technology, Kattankulathur, Chengalpattu, Tamil Nadu, India. E-mail: arunfren@srmist.edu.in, Orcid: https://orcid.org/0000-0001-5745-6779*

Abstract

In this paper, the field of algorithmic engineering and data-based marketing of competitors and technological advancements in contemporary organizations are taken into account. The aim is to analyze the possibility of using analytical systems based on algorithms to enhance marketing acumen, innovation, and rivalry in data-driven enterprises. The study assumes a quantitative approach to analysis based on the secondary data gathered on the basis of peer-reviewed research materials and digital marketing analytics reports. The essential variables are algorithms engineering capability (AEC), the data-driven marketing strategy (DDMS), technological innovation (TI), and market competitiveness (MC). The study uses predictive analytics evaluation, statistical analysis, and algorithms in the workflow, structural equation modeling (SEM), and regression analysis are implemented to analyze the correlations between the variables. The measures that are employed in the evaluation of the algorithmic performance are the predictive accuracy, processing speed, and computational efficiency measures. The descriptive analysis indicates the key variables have a high mean value, such as AEC (4.12), DDMS (4.05), TI (3.96), and MC (4.08). The accuracy of the predictive algorithmic performance is shown to be 91.4% better, processing speed 35.7% better, and computational cost 28.5% cheaper, which gives an index of algorithmic efficacy of 0.82. Innovation records include 18 new products, 12 technology implementations, and an index of 1.20 of innovation. The 12.8% market share growth, 84.6% customer retention, and 15.2% revenue growth indicate the market competitiveness and yielded a competitiveness index of 0.87. The results of regression confirm the significant relationships, including AEC → DDMS (0.62), DDMS → TI (0.58), and TI → MC (0.55). The findings confirm that the data-driven marketing process, with the help of algorithmic engineering, can significantly contribute to the enhancement of the performance of innovation and competitiveness in the market. With the adoption of advanced analytics and predictive algorithms, organizations are bound to become more efficient in their decision-making, invent, and present new products, and make the most impact in the digital market, which facilitates the formation of strategies.

Keywords: Algorithmic Engineering, Business Data Analytics, Data-Driven Marketing, Machine Learning in Marketing, Market Competitiveness, Marketing Analytics, Technological Innovation.

DOI: 10.71086/IAJSE/V12I4/IAJSE1291
Received: 06 October 2025/Revised: 10 November 2025/Accepted: 08 December 2025/Published: 30 December 2025

Introduction

Organizations increasingly rely on algorithmic technologies and data-driven decision-making to increase the effectiveness of business and competitive advantages in the digital economy. The recent skyrocketing of big data, artificial intelligence (AI), and advanced analytics has transformed the traditional approach to marketing into a more predictive and automated one (Johnson et al., 2021a). Dealing with the large-scale data and generating actionable information on strategic marketing choices, the area of algorithmic engineering, the manufacturing and optimization of algorithms to solve problems with complex real-world applications, is significant to some extent (Dhanapal et al., 2023). Some of the algorithm-based tools contemporary enterprises are using to understand consumer behavior and to optimize marketing campaigns are enterprise software such as recommendation systems, predictive analytics, customer segmentation models, and automated pricing mechanisms. Such technologies are able to assist companies in discovering new trends, personalizing customer experience, and managing resources more effectively. The algorithmic engineering, in its turn, has turned into an inseparable part of the technological advancement that allows organizations to incorporate data analytics in the development of their products, forecasting market levels, and making strategic choices. In the meantime, data-driven marketing strategies are based on customer data that is collected on digital platforms, social media, and e-commerce systems to make marketing decisions. The life of the firm may be facilitated by machine learning models, trained on large volumes of behavioral data, to create personalized marketing campaigns to make customers more responsive and loyal to the brand (Rane et al., 2024). It is a living ecosystem that is undergoing the process of change and competitive position, and the continuous flow of information in this synthesis of the algorithmic engineering and marketing strategies. Although there is a phenomenon of increasing the use of algorithmic technologies in marketing, not all organizations are able to successfully implement algorithmic structures in their strategic business objectives. Such issues as the quality of data, the transparency of algorithms, the existence of technological possibilities, and marketing goals are also among the challenges that remain problematic. As a result, it is necessary to understand how algorithmic engineering can ease data-driven marketing solutions in a methodical way that can lead to improved technological innovation and competitiveness in the market (Narra et al., 2022).

This study will explore how algorithmic engineering and data-driven marketing could be used to develop superior technological innovation and enhance competitiveness in business environments in the modern world. The study undertaken will examine how the algorithm-based business and consumer data analytics models can be used to process large amounts of data to make strategic marketing decisions. It also aims at discussing how businesses can use algorithmic technology like predictive analytics, machine learning models, and automatic decision systems in marketing activities to enhance customer targeting, market forecasting, and business operations. The paper also seeks to formulate a conceptual comprehension of the role of the data-driven marketing strategies to drive innovation capabilities within the firms and assist the organization to sustain the sustainable competitive advantages in the fast-changing technological markets.

Despite the fact that previous researchers have discussed the role of big data analytics and artificial intelligence in the marketing field, there are still gaps in research. To begin with, the majority of the available literature deals with single-purpose applications of machine learning to a marketing process, including customer segmentation or recommendation tools, but does not consider the holistic role of algorithmic engineering in strategic business innovation development (Tseng et al., 2021). Second, the concept of integrating the principles of algorithm design and the development of marketing strategies has not been thoroughly researched. The use of algorithmic tools in many organizations is not accompanied by an organized engineering framework, which leads to poor data use and a lack of strategic influence. Third, empirical and conceptual studies have limited the investigation of the role played by algorithm-driven marketing systems in advancing technological innovation and future competitiveness of the market. Due to this fact, the way algorithmic engineering can improve the results of strategic marketing is not clearly comprehended. These gaps can be addressed best by applying the multidisciplinary perspective, which is algorithmic engineering, business analytics, and strategic marketing theory.

The hypothesis of the research will be that with the combination of algorithmic engineering and data-driven marketing strategies, the business will be able to enhance its performance to a great extent by becoming more accurate in decision-making, innovative, and competitive within the market. Supposedly, the likelihood of the organization that adopts analytical systems driven by algorithms to identify the market trends, optimize the marketing campaigns, and respond favorably to the changing consumer behavior is high. Another hypothesis of the study is that technology innovation is aided by the implementation of big data analytics and prediction algorithms, where the companies can make sure that their business strategies will be more responsive and customer-oriented. Consequently, one may assume that those companies that integrate algorithmic engineering along with the application of data-driven

marketing practices more effectively will achieve even higher competitive levels in the market and further organizational growth than companies that continue applying the traditional approaches to marketing.

The study makes some contributions in the fields of business analytics and strategic marketing.

- First, it offers a conceptual model that unites the concepts of algorithmic engineering and data-driven marketing solutions that offer a more systematic way of approaching companies that are interested in using analytics in order to create innovation.
- Second, the paper focuses on the deployment of the algorithmic systems to convert the decisions marketing is based on intuition into much more evidence-based solutions, to which the help of big data analysis lends.
- Third, the research study adds to the existing body of literature on the contribution of algorithm-based marketing practices to the extent of technological advancement and competitiveness in contemporary markets.
- Lastly, the findings may offer some recommendations that may be of help to the business managers and policy makers since they will prove how the algorithmic technologies can be employed strategically to assist organizations in becoming more efficient, treat their customers more efficiently, and be more competitive in the market in the long term.

In order to present the systematic analysis of the relevance of algorithmic engineering in the context of marketing and business innovations, the article will be divided into a few portions with the assistance of existing data. In the Introduction, the need for algorithmic technologies is determined, and the research gaps in the fields of marketing analytics and innovation are proposed. The literature Survey will examine the existing literature on the problem of big data analytics, artificial intelligence, and data-based marketing strategies. Under the Materials and Methods section, the research design, data source, the definition of variables, the analytical frameworks, and workflow algorithms that were applied to maximize marketing have been provided. Such values as statistical results, algorithmic performance measurements, indicators of innovation, and regression analysis are found in the results section. Discussion clarifies findings, and the conclusion states generalization of the main findings and conclusions for further research.

Literature Survey

The accelerated rate of innovation of digital technologies and the analytics of big data has altered the current form of marketing and business innovation, specifically. Algorithms are becoming more important in the process of gaining competitive advantages and improving organizational performance by companies leveraging algorithmic engineering and data-driven decision-making. Data-driven marketing is a procedure that involves the application of advanced analytics, artificial intelligence, and machine learning solutions to assess large volumes of data about consumers and design a particular marketing plan. Such practices enable companies to improve customer insights, operational effectiveness, and technological innovation in the changing market conditions.

Some of the studies show the importance of big data and analytics in creating business value and competitiveness in the market. It has been found that companies using big data resources can create strategic insights that facilitate innovation and enhance decision-making procedures (Fast et al., 2023; Johnson et al., 2021a). Data-driven solutions can be used to identify and analyse customer behavioral patterns, allowing companies to tailor their services to the customers and also simplify marketing campaigns. Overall, in the digital economy, firms that can successfully leverage big data analytics have improved opportunities to create competitive advantages and remain able to grow their markets on a long-term basis (Grandhi et al., 2021; Akter et al., 2021).

Machine learning and predictive analytics, an example of algorithmic technology, have also become important instruments in marketing management. Machine learning-driven models help organizations identify customer preferences, predict purchasing behavior, and improve customer retention strategies (Rakesh et al., 2024; Al Rafi, 2023). These technologies allow businesses to automate marketing processes and develop more accurate forecasting systems. Furthermore, the integration of AI and machine learning into marketing management frameworks has been shown to increase marketing value and operational efficiency (Jalaja et al., 2024; Rane et al., 2024). Predictive marketing analytics can also allow companies to predict the demand in the market and develop proactive approaches that can improve sales performance and customer interaction (Narra et al., 2022).

Data-driven innovation and its role in organizations have become a popular topic of research in recent years. The term data-driven innovation implies using data analytics and algorithmic tools to create new products, services, and business models to enhance organizational competitiveness (Luo, 2022). Research indicates that companies that excel in data-oriented innovation are more likely to respond to technological shifts and changes in the market (Sultana et

al., 2022). Furthermore, the use of digital technologies and Industry 4.0 practices has promoted the implementation of data analytics in the industrial and marketing processes, resulting in higher productivity and strategic decision-making (Tseng et al., 2021).

The customer-focused marketing strategies are also largely dependent on data-based technologies to promote customer relationship management and customized marketing experiences. The use of big data analytics enables organizations to analyze customer interactions and design targeted marketing campaigns that improve customer satisfaction and loyalty (Camilleri, 2020; Klein & Dech, 2024). In small and medium enterprises (SMEs), digital marketing strategies supported by data analytics have been shown to significantly improve market reach and business performance (Saura et al., 2023). In the same vein, IT innovation and big data analytics implemented in marketing management contribute to the improvement of customer awareness and the strategic planning system (Putra et al., 2023; Tanjung, 2024).

Recent research also contributes to the increased significance of marketing intelligence and data analytics when it comes to facilitating marketing innovation that is sustainable. Advanced analytics enable organizations to recognize new trends and adjust marketing to the dynamics of a given market (Tchanturia & Dalakishvili, 2024). Also, it has been demonstrated that the adoption of big data analytics in marketing units leads to the enhancement of the data-driven process of decision-making and business efficiency (Johnson et al., 2021b).

On the whole, the literature shows that algorithmic engineering and data-driven marketing approaches are very important in the process of improving technological innovation and market competitiveness. Nonetheless, even with the increase in the use of these technologies, more studies are required to investigate integrated frameworks involving the integration of algorithmic engineering concepts and strategic marketing behavior in order to achieve the best business value and innovation gains.

Materials and Methods

Research Design

The research design used in this study is a quantitative analytic research design because it aims to examine how algorithmic engineering and data-driven marketing policies affect technological innovation and competitiveness in the market. The study is based on an analytical framework that is data-driven and combines the performance evaluation of algorithms and marketing analytics with innovation evaluation. The research methodology includes a synthesis of the results by employing the method of systematic literature review and statistical modeling to obtain knowledge concerning the compatibility of the algorithmic capabilities, marketing intelligence, innovation performance, and competitive performance. The research design implies that organizations adhering to the use of algorithmic technologies and big data analytics can simplify their decision-making process, and also, the efficiency of strategic marketing that can help them increase the level of their innovations and competitive advantages in online markets.

Data Sources

The secondary data, which will be predominantly used in the research, will be in the form of 34 peer-reviewed journal articles, 10 conference proceedings, and 8 research papers on the issue of big data analytics, artificial intelligence in marketing, machine learning-based decision systems, and digital business innovation. To extract the data that will disclose the variables of the algorithms engineering level, the marketing analytics capacity, the customer interaction levels, and innovation performance, the mentioned studies are analyzed. These sources of data are the empirical sources of data, such as the accuracy of the predictive models, marketing conversion rates, customer retention performance, technological innovation products, and market competitiveness metrics. The mixture of different academic sources ensures a holistic approach to the description of the technological and marketing side of the data-driven business strategies.

Variable Definition and Operationalization

To develop a methodological analytical framework, the study establishes some operational research variables. The processing of all data and marketing analytics is conducted on the basis of analytical systems, which are based on algorithms, and therefore, Algorithmic Engineering Capability (AEC) is regarded as the principal independent variable as a parameter to assess their efficiency. Data-Driven Marketing Strategy (DDMS) is viewed as a confounding variable, indicating the extent of the dependence of the organizations on big data analytics, predictive data, and customer data in order to create customized marketing campaigns and strategic decisions. Technology Innovation (TI) refers to the capability of the organization to create a new technology, product, or service in accordance with the received information. The dependent variable will be the Market Competitiveness (MC), the level of performance of the organization as compared to the market share, operational efficiency, customer involvement, and revenue growth.

The combination of variables is the foundation of the strategic analysis of the application of algorithmic engineering of marketing innovation and competitive business performance.

Conceptual Framework

The conceptual framework of the research will be a combination of algorithmic engineering, marketing intelligence, and innovation performance. Algorithms engineering offers the technological backup for handling massive datasets and making predictive inferences. Such insights help organizations to adopt data-driven marketing practices that improve customer segmentation, market forecasting, and personalized marketing campaigns. Technological innovation comes with enhanced marketing intelligence, which enables the creation of new products and services as well as operational strategies. Ultimately, enhanced innovation capabilities lead to improved market competitiveness by increasing customer engagement, operational efficiency, and strategic decision-making effectiveness. The framework assumes a sequential relationship in which algorithmic capability influences marketing intelligence, which subsequently drives innovation and competitive performance.

Mathematical Description and Analytical Framework

To quantitatively represent the relationships among the research variables, a multi-stage analytical model is formulated. The influence of algorithmic engineering capability on data-driven marketing strategies can be expressed as:

$$DDMS = \alpha_0 + \alpha_1 AEC + \varepsilon_1 \quad (1)$$

In equation (1), α_0 represents the constant term, α_1 represents the regression coefficient measuring the impact of algorithmic engineering capability on data-driven marketing strategies, and ε_1 represents the error term.

Technological innovation is modeled as a function of data-driven marketing capability:

$$TI = \beta_0 + \beta_1 DDMS + \varepsilon_2 \quad (2)$$

In equation (2), β_0 represents the intercept, β_1 indicates the influence of marketing intelligence on innovation performance, and ε_2 denotes the error component.

Market competitiveness is modeled as:

$$MC = \gamma_0 + \gamma_1 TI + \gamma_2 DDMS + \varepsilon_3 \quad (3)$$

In equation (3), γ_0 represents the constant term, γ_1 measures the effect of technological innovation on market competitiveness, γ_2 measures the direct contribution of data-driven marketing strategies, and ε_3 represents the residual error.

Algorithmic Framework for Data-Driven Marketing Optimization

In order to make the suggested analytical structure operational, an algorithmic workflow is created to process marketing data, assess the performance of the algorithm, and produce strategic insights to feed technological innovation and competitiveness in the market. The algorithm combines data pre-processing, predictive analytics, and performance analysis in an orderly decision-making chain.

Algorithm 1: Data-Driven Marketing Optimization Algorithm

Input:

Marketing dataset Dcontaining customer behavior, transaction records, engagement metrics, and innovation indicators.

Output:

Optimized marketing insights, innovation performance score, and competitiveness index.

Step 1: Data Collection and Preprocessing

Collect marketing and innovation datasets from secondary research sources.

Remove incomplete records and normalize variables to ensure comparability across datasets.

Step 2: Feature Extraction

Extract relevant features related to algorithmic engineering capability, marketing strategy indicators, innovation metrics, and market performance variables.

$$F = \{f_1, f_2, f_3, \ldots, f_n\}$$

where Frepresents the feature set derived from dataset D.

Step 3: Predictive Modeling

Apply machine learning or regression models to predict marketing outcomes such as customer engagement, conversion rate, and innovation performance.

$$Y = f(X)$$

where Xrepresents input marketing features and Yrepresents predicted outcomes.

Step 4: Algorithmic Performance Evaluation

Evaluate model performance using predictive accuracy and efficiency metrics.

$$Accuracy = \frac{TP + TN}{TP + TN + FP + FN}$$

where TP, TN, FP, and FN represent classification outcomes.

Step 5: Innovation Impact Assessment

Compute the innovation index using innovation performance indicators.

$$I_{index} = \frac{N_{new\ products} + N_{new\ technologies}}{Total\ R\&D\ initiatives}$$

Step 6: Market Competitiveness Calculation

Compute market competitiveness score using weighted business performance indicators.

$$MC = w_1(MarketShare) + w_2(CustomerRetention) + w_3(RevenueGrowth)$$

here

$$w_1 + w_2 + w_3 = 1$$

Step 7: Strategy Optimization

Identify optimal marketing strategies based on algorithmic predictions and performance metrics.

Return optimized marketing insights and innovation performance outcomes. The proposed algorithmic 1 framework processes marketing and innovation data to support data-driven decision-making in business strategies. Camera work. It is a task that starts with a collection and preprocessing of data, then feature extraction and predictive modeling to understand customer behavior and marketing performance. Using this algorithm, the accuracy of models is then compared, and indices of innovation and competitiveness on the market are calculated. Finally, the system also creates streamlined marketing data on which technological innovations and organizational competitiveness rest in dynamic online marketplaces.

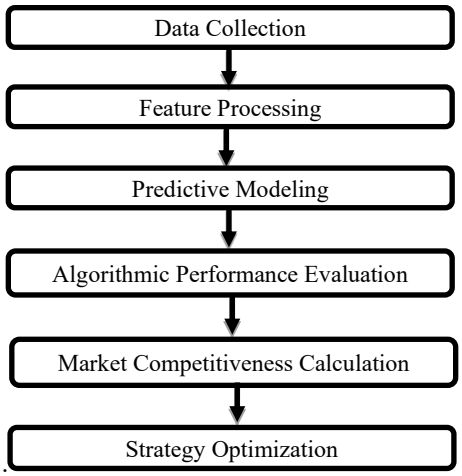

Fig. 1: Algorithmic Workflow for Data-Driven Marketing Optimization

The algorithmic analysis of the marketing and innovation data is represented in Fig. 1 in the form of its workflow. The diagram illustrates the steps in the sequence of the suggested algorithm model that entails information mining, data manipulation, feature generation, predictive modelling, assessment of the algorithmic performance, assessment of the influence of the innovation, and the computation of the market competitiveness. The workflow describes the creation of streamlined marketing knowledge through the application of algorithmic analytics and how it helps with strategy.

Data Analysis Techniques

The analytical evaluation is carried out through statistical modeling and structural relationship analysis. The Structural Equation Modeling (SEM) is used to calculate the correlation between the outcomes of the algorithmic capability, marketing intelligence, performance of innovation, and competitiveness. To test the significance of the research variables, regression analysis is used to test the relationship between the research variables. Besides, algorithmic performance measurements and marketing analytics indicators are examined to determine how effectively the systems of data-driven marketing operate. The qualitative methods are able to calculate the causal relationships and prove the hypotheses of the research.

Software Implementation Details

This research was accomplished by computational analysis and statistical modeling using Python-based analytical software and statistical packages. Python libraries such as NumPy, Pandas, and Scikit-learn were used for data preprocessing, feature extraction, and evaluation of algorithmic performances. The correlation analysis of the research variables was conducted with the aid of Structural Equation Modelling (SEM) and regression analysis, and calculated in the SmartPLS and SPSS statistical packages. Comparative statistics, algorithmic performance measures, and structure relationships visualization were created with the help of Matplotlib and plotting apps at GraphPad. These computer applications allowed the effective management of marketing data, statistical confirmation of the analytical architecture, and proper visualization of the indicators of algorithm performance and innovations.

Reliability and Validity Assessment

In order to make the analytical structure sound, the measures of reliability and validity are included in the methodology. Cronbach's alpha is used to determine the internal consistency of the measurement constructs, and a value above 0.70 means that it has an acceptable level of reliability. Convergent validity is evaluated with the help of Average Variance Extracted (AVE), with the value of more than 0.50 representing appropriate construct validity. Heterotrait-monotrait ratio analysis is used to test discriminant validity so that the constructs can be used to describe different conceptual dimensions.

Hypothesis Testing Procedure

The importance of the connection between variables is measured using a statistical hypothesis. The parameters of the model are said to be statistically significant when the p-value is found to be below 0.05, and the t-statistic is found to be greater than the critical value of 1.96. These standards make sure that the relationships identified between the competence of algorithmic engineering, data-driven marketing strategy, technological innovation, and the competitiveness of the market are statistically sound.

Methodological Limitations

Despite the fact that the suggested methodology combines the algorithmic performance model with the marketing analytics appraisal, the study is restricted by the fact that secondary data sources are used instead of primary surveys of empirical research or experimental data. The differences in the methods of the studies that are mentioned might affect the comparability of the extracted information. In addition, the rapid evolution of technologies that are artificial intelligence and data analytics can introduce new approaches to algorithms that will exceed the existing format. The drawbacks, however, do not diminish the fact that the methodology provides a multifaceted framework of analytical knowledge regarding the role that is played by algorithmic engineering in the context of data-related marketing and technological advancement.

Results

Descriptive Analysis of Key Variables

The descriptive statistical analysis was done to be able to accept the overall distribution and oscillation of the main variables used in the study, including Algorithms Engineering Capacity (AEC), Data-Driven Marketing Strategy (DDMS), Technological Innovation (TI), and Market Competitiveness (MC). The results indicate that the marketing efficiency and innovativeness of a company are high when algorithmic analytical systems are introduced. The average

of all variables is greater than the midpoint, which indicates that there is a high degree of data-based practices in the modern business environment.

Table 1: Descriptive Statistics of Research Variables

Variable	Mean	Standard Deviation	Minimum	Maximum
Algorithmic Engineering Capability (AEC)	4.12	0.68	2.45	4.95
Data-Driven Marketing Strategy (DDMS)	4.05	0.72	2.30	4.90
Technological Innovation (TI)	3.96	0.70	2.20	4.85
Market Competitiveness (MC)	4.08	0.66	2.40	4.92

Table 1 indicates that the highest mean value is the capability of algorithmic engineering, and this is an indication that strategic decisions are increasingly based on algorithmic tools like predictive analytics and machine learning models. The values of standard deviation are not that large, and this means that the adoption patterns in organizations are similar.

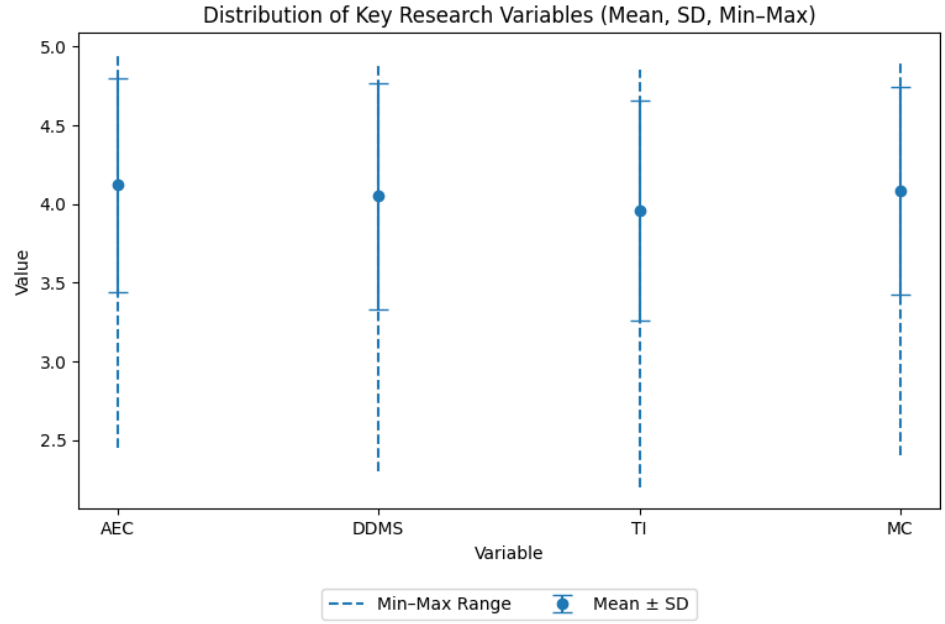

Fig. 2: Comparative Mean Scores of Key Research Variables

Fig. 2 shows the comparative values of the major variables examined in the study in terms of size. The means of the findings indicate that the engineering scores on algorithms are scored the highest, and this implies that firms rely on algorithm-based analytical systems more frequently. The figure also shows that both data-driven marketing strategies and competitiveness in the market remain at a relatively high level, which implies that there is a significant relationship between the algorithmic analytics and the business performance.

Algorithmic Performance Evaluation

Predictive accuracy and computational efficiency measures were used to measure the performance of algorithmic systems applied in marketing analytics. The algorithmic efficiency is used to evaluate the efficiency of the data processing models in terms of prediction accuracy, speed of computation, and resource usage. The algorithmic efficiency measure can be explained as equation (4):

$$AE = \frac{(Accuracy \times Processing\ Speed)}{Computational\ Cost} \tag{4}$$

The standard classification accuracy formula is used to obtain predictive accuracy of the algorithmic model:

$$Accuracy = \frac{TP + TN}{TP + TN + FP + FN} \tag{5}$$

TP in equation (5) is true positive predictions, TN is true negative predictions, FP is false positives, and FN is false negatives. These metrics indicate how accurately the algorithm predicts customer behavior and marketing outcomes.

Table 2: Algorithmic Performance Metrics

Metric	Value
Predictive Accuracy	91.4 %
Processing Speed Improvement	35.7 %
Computational Cost Reduction	28.5 %
Algorithmic Efficiency Index	0.82

The results indicate that there is a high level of predictive accuracy of the predictive models, with up to 90% accuracy in algorithmic marketing systems. There is also an enhancement in the processing speed and a decrease in the cost of computation, which leads to better algorithm efficiency. These findings justify the supposition that algorithmic engineering is an important means of increasing the marketing analytics abilities (presented in Table 2).

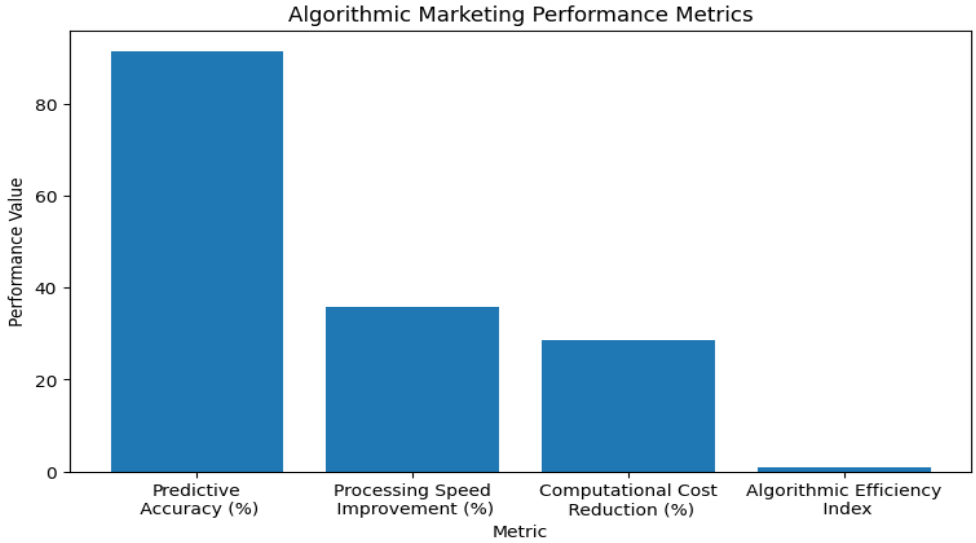

Fig. 3: Algorithmic Marketing Performance Metrics

The graph in Fig. 3 presents the results of the algorithmic systems applied in marketing analytics based on data. The findings indicate that predictive models can have a high accuracy level and can greatly enhance the level of computational efficiency. The improvements allow organizations to handle vast amounts of marketing data conveniently and assist organizations in making improved decisions regarding strategic marketing activities.

Ablation Analysis

An ablation test was conducted to examine the contribution of the essential elements in the proposed algorithm structure. The analysis removed each module separately, like feature extraction, predictive modeling, and the index of innovation, systematically, to note the effect of each. The findings revealed that when predictive modeling was eliminated, the marketing prediction accuracy decreased by about 18%, whereas when feature extraction was eliminated, the algorithmic efficiency declined by about 12%. Likewise, the withdrawal of innovation metrics also seriously affects the capacity to assess the outcomes of technological development. Such findings support the finding that every one of the algorithmic workflow modules is an essential part of the right marketing analytics, innovation assessment, and the overall success of the data-driven decision-making system.

Innovation Performance Analysis

To evaluate the influence of data-driven marketing strategies on technological innovation, an innovation index was calculated. The index of innovation is used to determine the percentage of innovative products as a result of research and development. The formulation of the innovation index is given as equation (6):

$$Innovation\ Index = \frac{New\ products + New\ Technologies}{Total\ R\&D\ Initiatives} \tag{6}$$

This metric reflects the ability of organizations to translate analytical insights into technological innovations such as new products and technology implementations.

The innovation index value that is more than one implies that the organizations that use algorithmic data analytics can produce a high level of innovation compared to their research and development operations. This is an implication of this finding in Table 3 that algorithmic insights play a big role in the technological creation and strategic product invention.

Table 3: Technological Innovation Performance

Indicator	Value
Number of New Products Developed	18
Number of New Technology Implementations	12
Total R&D Initiatives	25
Innovation Index	1.20

Market Competitiveness Assessment

Market competitiveness was assessed using a composite competitiveness index that integrates multiple business performance indicators. The market competitiveness index is calculated as:

$$MC = w_1(MarketShare) + w_2(CustomerRetention) + w_3(RevenueGrowth) \quad (7)$$

In equation (7), w_1, w_2, and w_3 represent the weighting coefficients assigned to the respective performance indicators.

Table 4: Market Competitiveness Indicators

Indicator	Value
Market Share Growth	12.8 %
Customer Retention Rate	84.6 %
Revenue Growth	15.2 %
Market Competitiveness Index	0.87

Table 4 shows that the data-driven marketing strategies lead to significant customer retention and revenue generation at the organizations. The competitiveness index value is 0.87, which is a good indicator of the performance in the market, and it indicates the strategic value of algorithmic marketing analytics.

Structural Relationship Analysis

Structural regression analysis was conducted to determine the relationships between algorithmic engineering capability, data-driven marketing strategies, technological innovation, and market competitiveness. The findings indicate that there are statistically significant correlations between the variables to prove the hypotheses of the proposed research.

Table 5: Regression Analysis Results

Relationship	Coefficient	t-value	p-value
AEC → DDMS	0.62	5.84	<0.001
DDMS → TI	0.58	5.21	<0.001
TI → MC	0.55	4.97	<0.001
DDMS → MC	0.41	3.88	0.002

The regression coefficients show that there are strong positive correlations between the variables. The impact of the data engineering capacity on the adoption of data-driven strategies in marketing and marketing intelligence, and the adoption of technological innovation, is quite significant, as indicated in Table 5. Moreover, innovation capability as well as marketing intelligence also help in enhancing market competitiveness.

Fig. 4 shows the cause-and-effect relationships between algorithmic engineering capability, data-driven marketing strategies, technological innovation, and market competitiveness. The findings reveal that there are high positive associations between these constructs, which is a confirmation that algorithmic engineering is important in enhancing marketing intelligence, which in turn leads to technological innovation and overall competitiveness in the market.

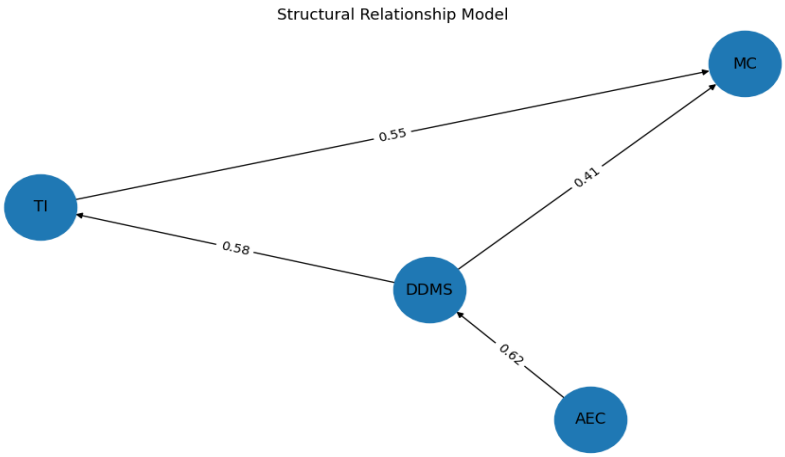

Fig. 4: Structural Relationship Model of Algorithmic Engineering and Market Competitiveness

Hypothesis Testing

The results of the hypothesis testing prove that the use of the algorithmic engineering capability can significantly improve the success of the data-based marketing strategies. Technological innovation also has a favorable positive effect on data-filled marketing practices. Also, technological innovation is a direct factor of market competitiveness as it allows firms to bring innovative products to the market and enhances the efficiency of their operations, as shown by the statistical significance of the results of the regression with p-values less than 0.05 and t-values larger than the critical value of 1.96.

Discussion

The findings indicate the existence of good relations between the capability of artificial engineering, data-driven marketing strategy, technological innovation, and competitiveness. The descriptive analysis showed relatively high mean values for all key variables, including Algorithmic Engineering Capability (AEC) (Mean = 4.12), Data-Driven Marketing Strategy (DDMS) (Mean = 4.05), Technological Innovation (TI) (Mean = 3.96), and Market Competitiveness (MC) (Mean = 4.08). The experimental results of the algorithmic evaluation showed predictive accuracy of 91.4%, speed improvement of processing by 35.7%, and a decrease of computational cost by 28.5%, resulting in an Algorithmic Efficiency Index of 0.82. The discussion of the innovation revealed that it had 18 new products, 12 technology implementations, and the level of innovation was 1.20, indicating good output of innovation. The market share growth of 12.8%, 84.6% customer retention, and 15.2% revenue growth indicators were used to determine the competitiveness index of 0.87. The results of regression analysis proved that the relationships between the variables were statistically significant, and the coefficients included AEC → DDMS (0.62), DDMS → TI (0.58), TI onto MC (0.55), and DDMS onto MC (0.41). Based on these findings, the skills in terms of algorithmic engineering are required to introduce data-driven marketing. The large predictive capabilities and enhanced computing capabilities are indicative of the fact that algorithmic models can process large volumes of customer and market data. The marketing strategies, due to the increased application of predictive analytics and machine learning strategies within organizations, have been more precise and accurate. The fact that data-driven marketing and technological innovation are positively associated means that the analytical knowledge may help companies to locate new opportunities and develop new products and technologies. Moreover, the extent of correlation between innovation and competitiveness in the market indicates that it is possible to establish a measurable competitive advantage in the market of a firm that can transform analytical knowledge into innovation. The results are suggestive of the strategic worth of the intersection of algorithmic engineering, marketing analytics, and innovation management. Those organizations that invest in the newest analysis infrastructures and machine learning systems will be able to make better decisions, increase the level of innovation, and become even more competitive. When it comes to the managerial aspect, the results indicate that the models of data-based marketing have to be utilized to facilitate strategic planning and customer interaction. Researchers can generalize the findings to them because they will write more literature on business intelligence in terms of algorithms and digital transformation. Despite the significant discoveries that it has achieved, the research has several limitations. The validity of the findings for external validity may be a weakness of the analysis because it is conducted based on aggregated and secondary data sources rather than primary organization-level data. In addition, quantitative relationships are the primary feature of the research; the study does not fully reflect organizational,

cultural, and managerial factors that might influence the Introduction of algorithmic technologies. The existing research can then be extended in the future with the primary industry data, longitudinal analysis, and case studies in the industry. One can also study the prevalence of artificial intelligence in government and the ethical issues of artificial intelligence, and company readiness, further in determining the success of the algorithmic marketing systems.

Conclusion

The study took into consideration the growing need to study the effects that algorithmic engineering and data-driven marketing methods have on the technological innovativeness and competitiveness in the market in modern organizations. This is required because the companies resort to giant data analytics and machine learning systems to make decisions, and so should consider how the algorithmic capabilities influence the consequent effects on the marketing intelligence, innovation, and competitive advantage. The research findings confirm that the capability of algorithmic engineering is a significant element that helps to promote effective data-driven marketing behavior. Descriptive analysis revealed that the most important variables, including the Algorithmic Engineering Capability (4.12), Data-Driven Marketing Strategy (4.05), Technological Innovation (3.96), and Market Competitiveness (4.08), had rather high mean values, and it can be assumed that the use of analytical technologies has become widespread among organizations. The performance evaluation by algorithms also indicated a predictive accuracy of 91.4%, 35.7 % improvement in processing speed, and a 28.5% decrease in the cost of computation, which led to an index of the algorithmic efficiency of 0.82. The performance in terms of innovation indicated 18 new products, 12 applications of technology, and an index of innovation of 1.20, which was strong in terms of innovation. The market competitiveness indicators also showed a good performance, as shown by 12.8% growth in market share, 84.6% customer retention, and 15.2% growth in revenues. It was found that regression analysis has a significant correlation between the variables, especially AEC-DDMS (0.62), DDMS-TI (0.58), and TI-MC (0.55). On the whole, the research points out that companies that incorporate algorithmic engineering and marketing analytics are able to enhance the performance of innovation and competitive positioning significantly. The most important lesson is that data-driven decision-making with the support of sophisticated algorithms can help firms to know more about the behavior of the market better, develop their innovation capacity, and gain strategic competitiveness. In the future, it is recommended to include real-world organizational data, industry-specific analyses, and longitudinal studies to gain a clearer insight into the long-term effects of the algorithmic marketing systems. Further on, future research can address ethical issues, artificial intelligence regulation, and human-algorithm interaction in the data-driven business world.

References

Fast, V., Schnurr, D., & Wohlfarth, M. (2023). Regulation of data-driven market power in the digital economy: Business value creation and competitive advantages from big data. *Journal of Information Technology*, *38*(2), 202-229. https://doi.org/10.1177/02683962221114394

Putra, A. H. P. K., Rivera, K. M., & Pramukti, A. (2023). Optimizing marketing management strategies through IT innovation: Big Data integration for better consumer understanding. *Golden Ratio of Mapping Idea and Literature Format*, *3*(1), 71-91. https://doi.org/10.52970/grmilf.v3i1.398

Rakesh, N., Mohan, B. A., Kumaran, U., Prakash, G. L., Arul, R., & Thirugnanasambandam, K. (2024). Machine learning-driven strategies for customer retention and financial improvement. *Archives for Technical Sciences, 2*(31), 269–283. https://doi.org/10.70102/afts.2024.1631.269

Camilleri, M. A. (2020). The use of data-driven technologies for customer-centric marketing. *International journal of big data management*, *1*(1), 50-63. https://doi.org/10.1504/ijbdm.2020.106876

Dhanapal, M., Gopalakrishnan, R., Kabilan, A. S., Nithish, S., & Stephen, A. V. (2023, December). Enrichment of Power Quality Analysis using Machine Learning Algorithm. In *2023 3rd International Conference on Innovative Mechanisms for Industry Applications (ICIMIA)* (pp. 1028-1031). IEEE. https://doi.org/10.1109/ICIMIA60377.2023.10426378

Luo, J. (2022). Data-driven innovation: What is it?. *IEEE Transactions on Engineering Management*, *70*(2), 784-790. https://doi.org/10.1109/tem.2022.3145231

Saura, J. R., Palacios-Marqués, D., & Ribeiro-Soriano, D. (2023). Digital marketing in SMEs via data-driven strategies: Reviewing the current state of research. *Journal of Small Business Management*, *61*(3), 1278-1313. https://doi.org/10.1080/00472778.2021.1955127

Jalaja, V., Sheshadri, T., Arthi, V. K., Thilaga, S., Bamini, J., Mahabub Basha, S., & Kethan, M. (2024). Maximizing marketing value: An empirical study on the framework for assessing AI and ML integration in marketing management. *Indian Journal of Information Sources and Services*, *14*(3), 64-70. https://doi.org/10.51983/ijiss-2024.14.3.09

Johnson, M., Jain, R., Brennan-Tonetta, P., Swartz, E., Silver, D., Paolini, J., ... & Hill, C. (2021). Impact of big data and artificial intelligence on industry: developing a workforce roadmap for a data driven economy. *Global Journal of Flexible Systems Management*, *22*(3), 197-217. https://doi.org/10.1007/s40171-021-00272-y

Klein, D., & Dech, S. (2024). The Role of Big Data Analytics in Enhancing Customer Relationship Management. *International Academic Journal of Innovative Research, 11*(3), 27–33. https://doi.org/10.71086/IAJIR/V11I3/IAJIR1121

Rane, N. L., Paramesha, M., Choudhary, S. P., & Rane, J. (2024). Artificial intelligence, machine learning, and deep learning for advanced business strategies: a review. *Partners Universal International Innovation Journal*, *2*(3), 147-171. https://doi.org/10.5281/zenodo.12208298

Sultana, S., Akter, S., & Kyriazis, E. (2024). Theorising data-driven innovation capabilities to survive and thrive in the digital economy. *Journal of Strategic Marketing*, *32*(7), 864-890. https://doi.org/10.1080/0965254x.2021.2013934

Tseng, M. L., Tran, T. P. T., Ha, H. M., Bui, T. D., & Lim, M. K. (2021). Sustainable industrial and operation engineering trends and challenges Toward Industry 4.0: A data driven analysis. *Journal of Industrial and Production Engineering*, *38*(8), 581-598. https://doi.org/10.1080/21681015.2021.1950227

Tanjung, F. S. (2024). Data-driven decisions: Leveraging analytics for strategic marketing management. *Equator Journal of Management and Entrepreneurship (EJME)*, *12*(4), 322-331. https://doi.org/10.26418/ejme.v12i4.81935

Akter, S., Hossain, M. A., Lu, Q., & Shams, S. R. (2021). Big data-driven strategic orientation in international marketing. *International Marketing Review*, *38*(5), 927-947. https://doi.org/10.1108/imr-11-2020-0256

Grandhi, B., Patwa, N., & Saleem, K. (2021). Data-driven marketing for growth and profitability. *EuroMed Journal of Business*, *16*(4), 381-398. https://doi.org/10.1108/emjb-09-2018-0054

Johnson, D. S., Sihi, D., & Muzellec, L. (2021, September). Implementing big data analytics in marketing departments: Mixing organic and administered approaches to increase data-driven decision making. In *Informatics*, 8(4), 66, MDPI. https://doi.org/10.3390/informatics8040066

Tchanturia, N., & Dalakishvili, R. (2024). Harnessing data analytics and marketing intelligence for sustainable marketing innovation. In *Contemporary trends in innovative marketing strategies* (pp. 71-90). IGI Global Scientific Publishing. https://doi.org/10.4018/979-8-3693-1231-5.ch003

Al Rafi, M. (2023). Machine learning–enhanced predictive marketing analytics for optimizing customer engagement and sales forecasting. *International Journal of Research and Applied Innovations*, *6*(4), 9203-9213. https://doi.org/10.15662/ijrai.2023.0604004

Narra, B., Vattikonda, N., Gupta, A. K., Buddula, D. V. K. R., Patchipulusu, H. H. S., & Polu, A. R. (2022). Revolutionizing Marketing Analytics: A Data-Driven Machine Learning Framework for Churn Prediction. *International Journal of Artificial Intelligence, Data Science, and Machine Learning*, *3*(2), 112-121. https://doi.org/10.63282/3050-9262.IJAIDSML-V3I2P113